

Format of holding of specified securities

Annexure - I

1 Name of Listed Entity : OCTAL CREDIT CAPITAL LTD.

2 Scrip Code/Name of Scrip/Class of Security :

3 Share Holding Pattern Filed under: Reg. 31(1) (b) : **Quarter Ended 30/09/2024**

4 Declaration:

	Particulars	Yes	No
1	Whether the Listed Entity has issued any partly paid up shares		NO
2	Whether the Listed Entity has issued any Convertible Securities or Warrants?		NO
3	Whether the Listed Entity has any shares against which depository receipt are issued?		NO
4	Whether the Listed Entity has any shares in locked-in?		NO
5	Whether any shares held by promoters are pledge or otherwise encumbered?		NO

5 The tabular format for disclosure of holding of specified securities is as follows:-



Table I - Summary Statement holding of specified securities

Category (I)	Category of shareholder (II)	Nos. of shares (III)	No. of fully paid-up equity shares held (IV)	No. of partly paid-up equity shares held (V)	No. of shares underlying Depository Receipt (VI)	Total nos. shares held (VII) = (IV)+(V)+(VI)	Shareholding as a % of total no. of shares (calculated as per SCRR, 1957) As a % of (A+B+C2)	Number of Voting Rights held in each class of securities (X)			Total as a % of (A+B+C)	No. of Shares Underlying convertible securities (including Warrants) (X)	Shareholding as a % assuming full conversion of convertible securities (as a percentage of diluted share capital) (XI)=(VII)+(X) as a % of (A+B+C)	Number of Locked in shares (XII)		Number of Shares pledged or otherwise encumbered (XIII)		Number of equity shares held in dematerialized form (XIV)
								Class eg: x	Class eg: y	Total				No. (a)	As a % of total Shares held (b)	No. (a)	As a % of total Shares held (b)	
(A)	Promoter & Promoter Group	15	1342100	0	0	1342100	26.837				0	26.837	0	0.000	0	0.000	1342100	
(B)	Public	1625	3658800	0	0	3658800	73.163				0	73.163	0	0.000	0	0.000	3519275	
(C)	Non Promoter - Non Public																	
(C1)	Shares underlying DRS																	
(C2)	Shares held by Employee Trusts																	
	TOTAL	1640	5000900	0		5000900	100.000	5000900	0	5000900	100.000	0	100.000	0	0.000	0	0.000	4861375



Table II - Statement showing shareholding pattern of the Promoter and Promoter Group

Category & Name of shareholders (i)	Entity type i.e. promoter (except promoter)	Nos. of shareholders (iii)	No. of fully paid-up equity shares held (iv)	No. of partly paid-up equity shares held (v)	Nos. of shares underlying Depository Receipt (vi)	Total nos. shares held (vii) = (iv)+(v)+(vi)	Shareholding % calculated as per SCRR, 1957 As a % of (A+B+C2) (viii)	Number of Voting Rights held in each class of securities (ix)			Total as a % of Total Voting Rights	No. of Shares Underlying Outstanding convertible securities (including Warrants) (x)	Shareholding as a % assuming full conversion of convertible securities (as a percentage of diluted share capital) (viii)+(x) as a % of (A+B+C)	Number of Locked In shares (xii)		Number of Shares pledged or otherwise encumbered (xiii)		Number of equity shares held in dematerialized form (xiv)
								Class X	Class Y	Total				As a % of total Shares held (a)	As a % of total Shares held (b)	As a % of total Shares held (a)	As a % of total Shares held (b)	
(1) Indian		0	0	0	0	0	0.000	0	0	0	0.000	0	0.000	0	0.000	0	0.000	0
Individuals/Hindu undivided Family		13	402300	0	0	402300	8.045	0	0	402300	8.045	0	0.000	0	0.000	0	0.000	402300
ARUNA PATNI	PROMOTER	0	20000	0	0	20000	0.400	0	0	20000	0.400	0	0.000	0	0.000	0	0.000	20000
BIMAL KUMAR PATNI	PROMOTER	0	10000	0	0	10000	0.200	0	0	10000	0.200	0	0.000	0	0.000	0	0.000	10000
BIMALA DEVI JAIN	PROMOTER	0	10000	0	0	10000	0.200	0	0	10000	0.200	0	0.000	0	0.000	0	0.000	10000
DHANRAJ PATNI	PROMOTER	0	70000	0	0	70000	1.400	0	0	70000	1.400	0	0.000	0	0.000	0	0.000	70000
DILIP KUMAR PATNI	PROMOTER	0	16000	0	0	16000	0.320	0	0	16000	0.320	0	0.000	0	0.000	0	0.000	16000
KAMAL NAYAN JAIN	PROMOTER	0	11000	0	0	11000	0.220	0	0	11000	0.220	0	0.000	0	0.000	0	0.000	11000
MAHENDRA KUMAR PATNI	PROMOTER	0	45300	0	0	45300	0.906	0	0	45300	0.906	0	0.000	0	0.000	0	0.000	45300
MEENA DEVI JAIN	PROMOTER	0	10000	0	0	10000	0.200	0	0	10000	0.200	0	0.000	0	0.000	0	0.000	10000
NEELAM JAIN	PROMOTER	0	10000	0	0	10000	0.200	0	0	10000	0.200	0	0.000	0	0.000	0	0.000	10000
SANDEEP JAIN (PATNI)	PROMOTER	0	10000	0	0	10000	0.200	0	0	10000	0.200	0	0.000	0	0.000	0	0.000	10000
SHREE CHAND SARAOGI	PROMOTER	0	40000	0	0	40000	0.800	0	0	40000	0.800	0	0.000	0	0.000	0	0.000	40000
SRISHTI PATNI	PROMOTER	0	140000	0	0	140000	2.799	0	0	140000	2.799	0	0.000	0	0.000	0	0.000	140000
VIAJY KUMAR PATNI	PROMOTER	0	10000	0	0	10000	0.200	0	0	10000	0.200	0	0.000	0	0.000	0	0.000	10000
Central Government/State Government(s)		0	0	0	0	0	0.000	0	0	0	0.000	0	0.000	0	0.000	0	0.000	0
(b) Financial Institutions/Banks		0	0	0	0	0	0.000	0	0	0	0.000	0	0.000	0	0.000	0	0.000	0
(c) Any Other Bodies Corporate		2	939800	0	0	939800	18.793	0	0	939800	18.793	0	0.000	0	0.000	0	0.000	939800
OCTAL SECURITIES AND SERVICES PVT. LTD.	PROMOTER GROUP	0	115000	0	0	115000	2.300	0	0	115000	2.300	0	0.000	0	0.000	0	0.000	115000
PATNI RESOURCES PVT. LTD.	PROMOTER GROUP	0	824800	0	0	824800	16.493	0	0	824800	16.493	0	0.000	0	0.000	0	0.000	824800
Trusts		0	0	0	0	0	0.000	0	0	0	0.000	0	0.000	0	0.000	0	0.000	0
Clearing Members		0	0	0	0	0	0.000	0	0	0	0.000	0	0.000	0	0.000	0	0.000	0
Sub-Total (A)(1)		15	1342100	0	0	1342100	26.837	0	0	1342100	26.837	0	0.000	0	0.000	0	0.000	1342100



Table II - Statement showing shareholding pattern of the Promoter and Promoter Group

Category & Name of shareholders (i)	Entity type i.e. promoter (except promoter)	Nos. of shareholders (iii)	No. of fully paid-up equity shares held (iv)	No. of partly paid-up equity shares held (v)	Nos. of shares underlying Depository Receipt (vi)	Total nos. shares held (vii) = (v)+(vi)+(iv)	Shareholding % calculated as per SCRR, 1957 As a % of (A+B+C2) (viii)	Number of Voting Rights held in each class of securities (ix)			Total as a % of Total Voting rights	No. of Shares Outstanding convertible securities (including Warrants) (x)	Shareholding as a % assuming full conversion of convertible securities (as a percentage of diluted share capital) (xi) = (vii)/(x) as a % of (A+B+C)	Number of Locked In shares (xii)		Number of Shares pledged or otherwise encumbered (xiii)		Number of equity shares held in dematerialized form (xiv)
								Class x	Class y	Total				As a % of total Shares held (a)	As a % of total Shares held (b)	As a % of total Shares held (a)	As a % of total Shares held (b)	
(2) Foreign Individuals (Non-Resident Individuals/Foreign Government Institutions)		0	0	0	0	0	0.000	0	0	0	0.000	0	0.000	0	0.000	0	0.000	0
(a) Individuals/Foreign		0	0	0	0	0	0.000	0	0	0	0.000	0	0.000	0	0.000	0	0.000	0
(b) Government		0	0	0	0	0	0.000	0	0	0	0.000	0	0.000	0	0.000	0	0.000	0
(c) Institutions		0	0	0	0	0	0.000	0	0	0	0.000	0	0.000	0	0.000	0	0.000	0
Foreign Portfolio Investor		0	0	0	0	0	0.000	0	0	0	0.000	0	0.000	0	0.000	0	0.000	0
(d) Any Other		0	0	0	0	0	0.000	0	0	0	0.000	0	0.000	0	0.000	0	0.000	0
OGBs		0	0	0	0	0	0.000	0	0	0	0.000	0	0.000	0	0.000	0	0.000	0
OFI - Individual		0	0	0	0	0	0.000	0	0	0	0.000	0	0.000	0	0.000	0	0.000	0
OFI - Corporate		0	0	0	0	0	0.000	0	0	0	0.000	0	0.000	0	0.000	0	0.000	0
Sub-Total (A)(2)		0	0	0	0	0	0.000	0	0	0	0.000	0	0.000	0	0.000	0	0.000	0
Total Shareholding of Promoter and Promoter Group (A)=(A)(1)+(A)(2)		15	1342100	0	0	1342100	26.837	1342100	0	1342100	26.837	0	26.837	0	0.000	0	0.000	1342100



Table III - Statement showing shareholding pattern of the Public shareholder

Category & Name of shareholders (i)	Nos. of shareholders (iii)	No. of fully paid up equity shares held (iv)	No. of partly paid-up equity shares held (v)	Nos. of shares underlying Depository Receipt (vi)	Total nos. shares held (vii) = (iv)+(v)+(vi)	Shareholding as per 9% SCRR, 1957 as a % of (A+B+C2) (viii)	Number of Voting Rights held in each class of securities (ix)			Total as a % of Total Voting rights	No. of Shares Underlying Outstanding convertible securities (including Warrants) (x)	Shareholding as a % assuming full conversion of convertible securities (as a percentage of diluted share capital) (xi) = (vii)+(x) as a % of (A+B+C)	Number of Locked in Shares (xii)		Number of Shares pledged or otherwise encumbered (xiii)		Number of equity shares held in dematerialized form (xiv)	Sub-categorization of shares (xv)		
							Class x	Class y	Total				(a) As a % of total Shares held (b)	(a) As a % of total Shares held (b)	(a) As a % of total Shares held (b)	Sub-category (i)		Sub-category (ii)	Sub-category (iii)	
(1) Institutions (Domestic)	0	0	0	0	0	0.000	0	0	0	0.000	0	0	0	0	0	0				
(a) Mutual Funds	0	0	0	0	0	0.000	0	0	0	0.000	0	0	0	0	0	0				
Venture Capital Funds	0	0	0	0	0	0.000	0	0	0	0.000	0	0	0	0	0	0				
(b) Alternate Investment Funds	0	0	0	0	0	0.000	0	0	0	0.000	0	0	0	0	0	0				
(c) Financial Institutions/banks	0	0	0	0	0	0.000	0	0	0	0.000	0	0	0	0	0	0				
(d) Financial Institutions	0	0	0	0	0	0.000	0	0	0	0.000	0	0	0	0	0	0				
Banks	0	0	0	0	0	0.000	0	0	0	0.000	0	0	0	0	0	0				
(e) Insurance Companies	0	0	0	0	0	0.000	0	0	0	0.000	0	0	0	0	0	0				
(f) Provident Funds/Pension Funds	0	0	0	0	0	0.000	0	0	0	0.000	0	0	0	0	0	0				
Asset Reconstruction Companies	0	0	0	0	0	0.000	0	0	0	0.000	0	0	0	0	0	0				
(g) Sovereign Wealth Funds	0	0	0	0	0	0.000	0	0	0	0.000	0	0	0	0	0	0				
(h) NBFCs registered with RBI	0	0	0	0	0	0.000	0	0	0	0.000	0	0	0	0	0	0				
(i) Other Financial Institutions	0	0	0	0	0	0.000	0	0	0	0.000	0	0	0	0	0	0				
(j) Any Other	0	0	0	0	0	0.000	0	0	0	0.000	0	0	0	0	0	0				
(k) Sub-Total (B)(1)	0	0	0	0	0	0.000	0	0	0	0.000	0	0	0	0	0	0				
(2) Foreign Direct Investment	0	0	0	0	0	0.000	0	0	0	0.000	0	0	0	0	0	0				
(a) Investment	0	0	0	0	0	0.000	0	0	0	0.000	0	0	0	0	0	0				




Table III - Statement showing shareholding pattern of the Public shareholder

Category & Name of shareholders (i)	Nos. of shareholders (iii)	No. of fully paid up equity shares held (iv)	No. of partly paid-up equity shares held (v)	Nos. of shares underlying Depository Receipt (vi)	Total nos. shares held (vii) = (iv)+(v)+(vi)	Shareholding as per SCRR, 1957 As a % of (A+B+C2) (viii)	No. of Voting Rights			Total as a % of Total Voting rights	No. of Shares Underlying Outstanding convertible securities (including Warrants) (x)	Shareholding as a % assuming full conversion of convertible securities (as a percentage of diluted share capital) (xi) = (vii)+(x) as a % of (A+B+C)	Number of Locked in shares (xii)	Number of Shares pledged or otherwise encumbered (xiii)	Number of equity shares held in dematerialized form (xiv)	Sub-categorization of shares (xv)		
							Class x	Class y	Total							Sub-category (i)	Sub-category (ii)	Sub-category (iii)
Shareholding by Companies or Bodies Corporate where Central/State Government is a Promoter	0	0	0	0	0	0.000	0	0	0	0.000	0	0	0	0				
Sub-Total (B)(3)	0	0	0	0	0	0.000	0	0	0	0.000	0	0.000	0	0.000				
(4) Non-institutions	0	0	0	0	0	0.000	0	0	0	0.000	0	0.000	0	0.000				
Associate Companies/subsidiaries	1	229350	0	0	229350	4.586	229350	0	229350	4.586	0	0.000	0	0.000	229350			
NEWVIEW CONSULTANTS PRIVATE LIMITED	0	229350	0	0	229350	4.586	229350	0	229350	4.586	0	0.000	0	0.000	229350			
Directors and their relatives	0	0	0	0	0	0.000	0	0	0	0.000	0	0.000	0	0.000	0			
Key Managerial Personnel	0	0	0	0	0	0.000	0	0	0	0.000	0	0.000	0	0.000	0			
Relatives of Promoters (other than Immediate Relatives of Promoters disclosed under Promoter & Promoter Group)	0	0	0	0	0	0.000	0	0	0	0.000	0	0.000	0	0.000	0			



Table III - Statement showing shareholding pattern of the Public shareholder

Category & Name of shareholders (i)	Nos. of shareholders (iii)	No. of fully paid up equity shares held (iv)	No. of partly paid-up equity shares held (v)	Nos. of shares underlying Depository Receipt (vi)	Total nos. shares held (vii) = (iv)+(v)+(vi)	Shareholding % calculated as per SCRR, 1957 As a % of (A+B+C2) (viii)	Number of Voting Rights held in each class of securities (ix)			Total as a % of Total Voting rights	No. of Shares Underlying Outstanding convertible securities (including Warrants) (x)	Shareholding as a % assuming full conversion of convertible securities (as a percentage of diluted share capital) (xi) = (vii)+(x) as a % of (A+B+C)	Number of Locked in shares (xii)		Number of Shares pledged or otherwise encumbered (xiii)		Number of equity shares held in dematerialized form (xiv)	Sub-categorization of shares (xv)		
							Class x	Class y	Total				As a % of total Shares held (a)	As a % of total Shares held (b)	As a % of total Shares held (a)	As a % of total Shares held (b)		Sub-category (i)	Sub-category (ii)	Sub-category (iii)
Trusts where any person belonging to Promoter & Promoter Group Category is Trustee, beneficiary or author of the trust	0	0	0	0	0	0.000	0	0	0	0.000	0	0	0	0	0	0	0			
IEPF Authority	0	0	0	0	0	0.000	0	0	0	0.000	0	0	0	0	0	0	0			
Resident Individual shareholders holding nominal share capital up to Rs.2 Lakhs.	1584	630386	0	0	630386	12.605	630386	0	630386	12.605	0	0.000	0	0.000	0	0.000	540461			
Resident Individual shareholders holding nominal share capital in excess of Rs.2 Lakhs.	18	1494630	0	0	1494630	29.887	1494630	0	1494630	29.887	0	0.000	0	0.000	0	0.000	1445030			
KHINWRAJ MANGILAL PANDYA	0	153300	0	0	153300	3.065	153300	0	153300	3.065	0	0.000	0	0.000	0	0.000	153300			
HUF	0	153300	0	0	153300	3.065	153300	0	153300	3.065	0	0.000	0	0.000	0	0.000	153300			
PAVEL PANDYA & SONS HUF	0	137700	0	0	137700	2.754	137700	0	137700	2.754	0	0.000	0	0.000	0	0.000	137700			
ASHOK JAIN	0	80000	0	0	80000	1.600	80000	0	80000	1.600	0	0.000	0	0.000	0	0.000	80000			
KARISHMA RAJAGARIA	0	150000	0	0	150000	2.999	150000	0	150000	2.999	0	0.000	0	0.000	0	0.000	150000			
MANJU PANDYA	0	142400	0	0	142400	2.847	142400	0	142400	2.847	0	0.000	0	0.000	0	0.000	142400			
PRIYANKA PANDYA	0	114100	0	0	114100	2.282	114100	0	114100	2.282	0	0.000	0	0.000	0	0.000	114100			
RINKY RAJAGARIA	0	150000	0	0	150000	2.999	150000	0	150000	2.999	0	0.000	0	0.000	0	0.000	150000			



Table III - Statement showing shareholding pattern of the Public shareholder

Category & Name of shareholders (i)	Nos. of shareholders (iii)	No. of fully paid up equity shares held (iv)	No. of partly paid-up equity shares held (v)	Nos. of shares underlying Depository Receipt (vi)	Total nos. shares held (VII) = (IV)+(V)+(VI)	Shareholding 9% calculated as per SCRR, 1957 As a % of (A+B+C2) (VIII)	Number of Voting Rights held in each class of securities (IX)			Total as a % of Total Voting rights	No. of Shares Underlying Outstanding convertible securities (including Warrants) (X)	Shareholding as a % assuming full conversion of convertible securities (as a percentage of diluted share capital) (XI) = (VII)+(X) as a % of (A+B+C)	Number of Locked in Shares (XII)		Number of Shares pledged or otherwise encumbered (XIII)		Number of equity shares held in dematerialized form (XIV)	Sub-categorization of shares (XV)		
							Class x	Class y	Total				(a) As a % of total Shares held (b)	(a) As a % of total Shares held (b)	Sub-category (i)	Sub-category (ii)		Sub-category (iii)		
UTKARSH SUREKA	0	135700	0	0	135700	2.714				2.714	0	0.000	0	0.000	0	0.000	135700			
VIRENDRA KUNAR PANDYA	0	155700	0	0	155700	3.113				3.113	0	0.000	0	0.000	0	0.000	155700			
(i) NRI	0	0	0	0	0	0.000				0.000	0	0.000	0	0.000	0	0.000	0			
Repairable	2	1747	0	0	1747	0.035				0.035	0	0.000	0	0.000	0	0.000	1747			
Non-Repatriable	0	0	0	0	0	0.000				0.000	0	0.000	0	0.000	0	0.000	0			
(j) Foreign Nationals	0	0	0	0	0	0.000				0.000	0	0.000	0	0.000	0	0.000	0			
(k) Foreign Companies	0	0	0	0	0	0.000				0.000	0	0.000	0	0.000	0	0.000	0			
(l) Bodies Corporate	20	1302687	0	0	1302687	26.049				26.049	0	0.000	0	0.000	0	0.000	1302687			
DARKIN VINCOM PRIVATE LIMITED	0	203850	0	0	203850	4.076				4.076	0	0.000	0	0.000	0	0.000	203850			
GEMUS AGENTS PRIVATE LIMITED	0	134350	0	0	134350	2.687				2.687	0	0.000	0	0.000	0	0.000	134350			
HI - PRINT ELECTROMACK PRIVATE LIMITED	0	162330	0	0	162330	3.246				3.246	0	0.000	0	0.000	0	0.000	162330			
KUSUM INDUSTRIAL GASES LTD	0	100000	0	0	100000	2.000				2.000	0	0.000	0	0.000	0	0.000	100000			
R.R.SYNTHETICS AND FINVEST PRIVATE LIMIT	0	245000	0	0	245000	4.899				4.899	0	0.000	0	0.000	0	0.000	245000			
RADICO KHAITAN FINANCE LIMITED	0	174300	0	0	174300	3.485				3.485	0	0.000	0	0.000	0	0.000	174300			
WARDHAMAN TEXTILE CO. PVT. LTD.	0	159900	0	0	159900	3.197				3.197	0	0.000	0	0.000	0	0.000	159900			
(m) Any Other	0	0	0	0	0	0.000				0.000	0	0.000	0	0.000	0	0.000	0			
QFI - Individual	0	0	0	0	0	0.000				0.000	0	0.000	0	0.000	0	0.000	0			
OCBS	0	0	0	0	0	0.000				0.000	0	0.000	0	0.000	0	0.000	0			
Clearing Members	0	0	0	0	0	0.000				0.000	0	0.000	0	0.000	0	0.000	0			
Trusts	0	0	0	0	0	0.000				0.000	0	0.000	0	0.000	0	0.000	0			




Table III - Statement showing shareholding pattern of the Public shareholder

Category & Name of shareholders (I)	Nos. of shareholders (III)	No. of fully paid up equity shares held (IV)	No. of partly paid-up equity shares held (V)	Nos. of shares underlying Depository Receipt (VI)	Total nos. shares held (VII) = (IV)+(V)+(VI)	Shareholding % calculated as per SCRR, 1957 as a % of (A+B+C2) (VIII)	No. of Voting Rights			Total as a % of Total Voting rights	No. of Shares Underlying convertible securities (including Warrants) (X)	Shareholding as a % assuming full conversion of convertible securities (as a percentage of diluted share capital) (XI) = (VII)+(X) as a % of (A+B+C)	No. of Locked in shares (XII)	Number of Shares pledged or otherwise encumbered (XIII)	Number of equity shares held in dematerialized form (XIV)	Sub-categorization of shares (XV)		
							Class X	Class Y	Total							Sub-category (i)	Sub-category (ii)	Sub-category (iii)
FPI - INDIVIDUAL - CAT-III	0	0	0	0	0	0.000	0	0	0	0.000	0	0.000	0	0	0			
Unclaimed Shares A/c	0	0	0	0	0	0.000	0	0	0	0.000	0	0.000	0	0	0			
Unclaimed Demat Escrow A/c	0	0	0	0	0	0.000	0	0	0	0.000	0	0.000	0	0	0			
FPI - INDIVIDUAL - CAT-II	0	0	0	0	0	0.000	0	0	0	0.000	0	0.000	0	0	0			
Sub-Total (B)(4)	1625	3658800	0	0	3658800	73.163	3658800	0	3658800	73.163	0	73.163	0	0	0			
Total Public Shareholding (B)=(B)(1)+(B)(2)+(B)(3)+(B)(4)	1625	3658800	0	0	3658800	73.163	3658800	0	3658800	73.163	0	73.163	0	0	0			3519275




Table IV - Statement showing shareholding pattern of the Non Promoter - Non Public shareholder

Category & Name of shareholders (I)	PAN (II)	Nos. of shareholders (III)	No. of fully paid up equity shares held (IV)	No. of partly paid-up equity shares held (V)	Nos. of shares underlying Depository Receipt (VI)	Total nos. shares held (VII) = (IV)+(V)+(VI)	Shareholding % calculated as per SCRR, 1957 As a % of (A+B+C2) (VIII)	Number of Voting Rights held in each class of securities (IX)			Total as a % of Total Voting rights	No. of Shares Underlying Outstanding convertible securities (including Warrants) (X)	Shareholding as a % assuming full conversion of convertible securities (as a percentage of diluted share capital) (XI) = (VII)+(X) as a % of (A+B+C)	Number of Locked in shares (XII)		Number of Shares pledged or otherwise encumbered (XIII)		Number of equity shares held in dematerialized form (XIV)
								Class x	Class y	Total				(a) No. total Shares held	(b)	(a) No. total Shares held	(b)	
(1) Custodian: DR Holder																		
(2) Employee Benefit Trust (under SEBI (Share based Employee Benefit) Regulations, 2014)																		
Total Non-Promoter - Non-Public Shareholding (C)=(C1)+(C)+2																		




Table V - Statement showing shareholding details of significant beneficial owner

Sr. No.	Details of the significant beneficial owner (I)			Details of the registered owner (II)			Details of holding/ exercise of right of the SBO in the reporting company, whether direct or indirect : (III) Whether by virtue of:					Date of creation / acquisition of significant beneficial interest (IV)
	Name	PAN/Passport No. in case of a foreign national	Nationality	Name	PAN/Passport No. in case of a foreign national	Nationality	Shares %	Voting rights %	Rights on distributable dividend or any other distribution %	Exercise of control	Exercise of significant influence	

